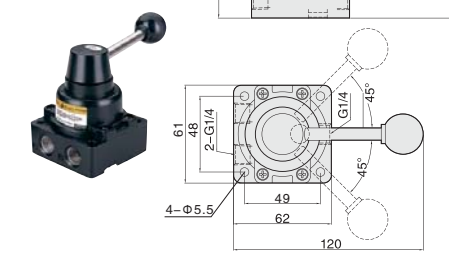
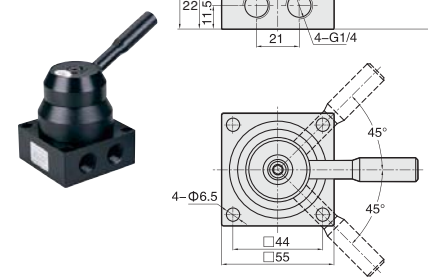
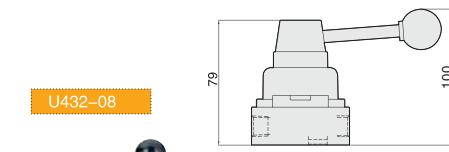
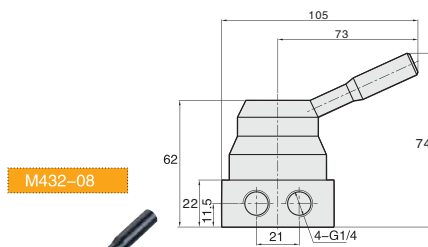


Main Dimension



2

How to Order?

Series No.	Ways	Positions	Valve body size	Port size	Thread type
M: M series U: U series R: R series MR: MR series	4: 4 ways	3: Three position	2:2 series	M432/U432: 08: 1/4" R432/MR432: 08: 1/4" 10: 3/8" 15: 1/2"	Blank: G P: PT T: NPT

Order Example:

R series hand switch valve, 4/3 way, 2 series valve body, G thread, ERP code is: R432-08

Product Features

- \* Different types are available
- \* MR series valve is the valve with longer lifetime and the better performance
- \* Sizes are from 1/4" to 1/2"

Specifications

Model	M432	U432	R432	MR432
Working medium	Clean air(After 40 μm filtration)			
Acting type	External control			
Lubrication	Not required			
Working pressure (MPa)	0~1.0			
Guaranteed pressure (MPa)	1.5			
Working temperature (°C)	-5~60			
Port size	1/4" , 3/8" , 1/2"			

\* Note:R432 series also have "bottom thread" type

2